



PORTFOLIO - I

Advanced client side web development

Module Leader:

Mr. Nalaka R. Dissanayake

Obhasha Priyankara

INFROMATIC INSTITUTE OF TECHNOLOGY
IIT- 2014199 UOW- 15602488

Table of Contents

1. ACKNOWLEDGEMENT	2
2. INTRODUCTION	2
3. WEB PAGE LAYOUT (Sketch)	2
4. SCREENSHOTS OF THE PAGE	3
4.1 HOME Page	3
4.2 ABOUT page	5
4.3 REGISTRATION page.....	7
4.4 Navigation bar	8
4.5 Other pages in the site	8
5. VALIDATION	10
5.1 CSS 3 validation	10
5.2 HTML 5 Validation.....	10
6. References	11
7. CONCLUSION [with part C].....	11
7.1 About HTML structure and CCS	11
7.2 CONCLUSION.....	11

List of Figures

Figure 1 Home.....	3
Figure 2 Home –Hover	4
Figure 3 about page with marquee Images	5
Figure 4 about hover 2	6
Figure 5 Registration page	7
Figure 6 navigation bar 1	8
Figure 7 Navigation bar 2.....	8
Figure 8 navigation bar 3	8
Figure 9 Other pages in the site Collage	9

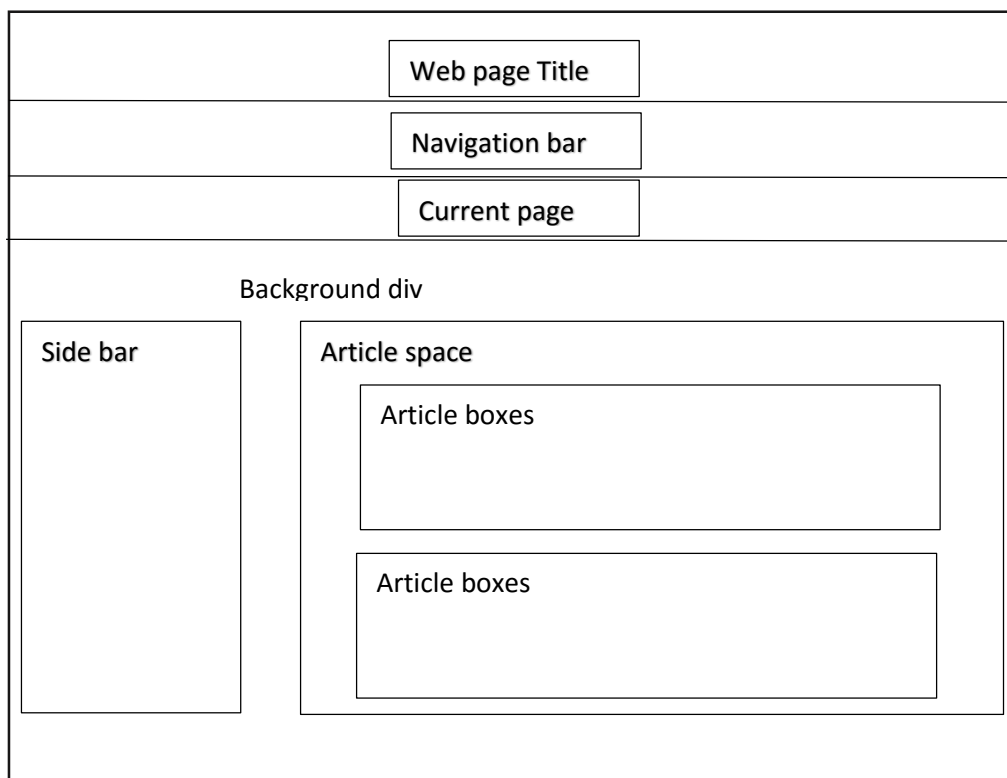
1. ACKNOWLEDGEMENT

I should give my heartiest gratefulness to our Advanced Client side Development Module Leader Mr. Nalaka R. Dissanayake who gave us a phenomenal, committed backing in this particular module particularly in HTML 5, CSS 3 and JQuery programming which helped us to finish this Coursework with awesome motivation. Additionally, supervised us and showing us paths to make this portfolio Success in tutorials and demonstrating to us some great assets to learn like Code school.

2. INTRODUCTION

Making your own site in HTML5 and CSS3 with the accompanying determination, A Main Page with a suitable HTML5 structure containing your tweeter. An About page with a suitable HTML5 structure. A Personal undertakings or Hobbies or more broad Blogs page containing 2 blog entries with fitting page structure and suitable semantic elements.

3. WEB PAGE LAYOUT (Sketch)



4. SCREENSHOTS OF THE PAGE

4.1 HOME Page

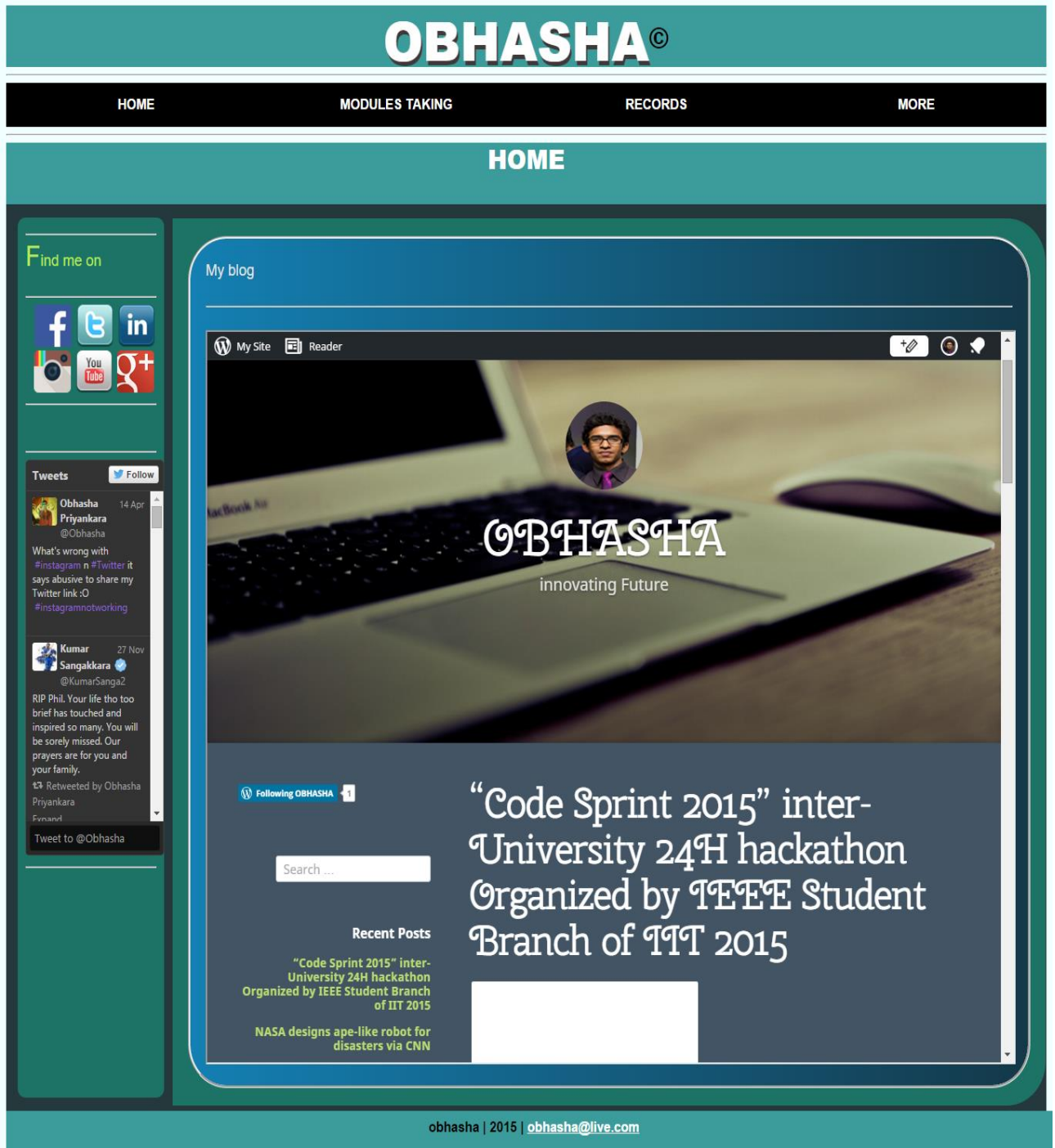


Figure 1 Home

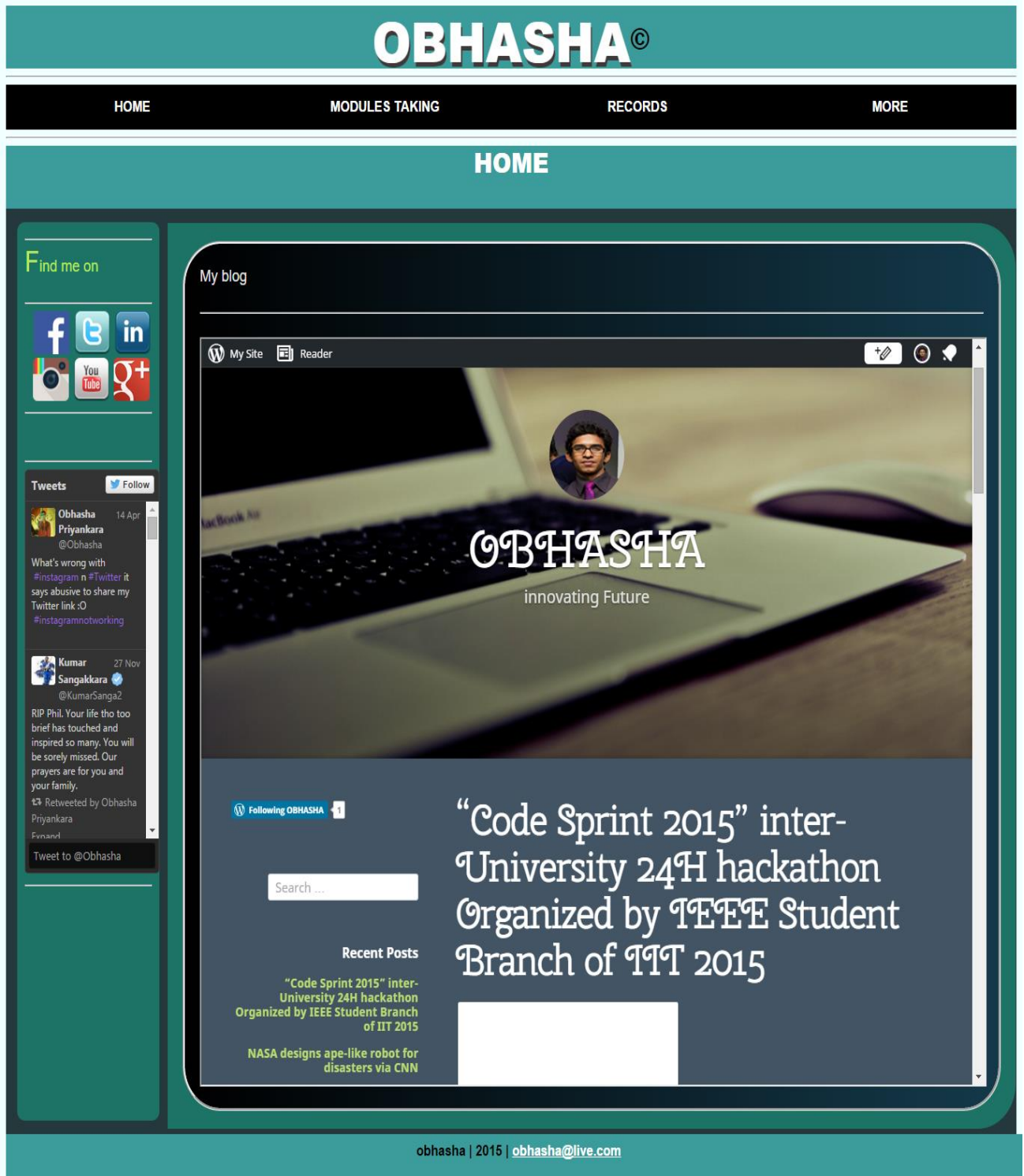


Figure 2 Home –Hover

4.2 ABOUT page



Figure 3 about page with marquee Images

OBHASHA ©

HOME MODULES TAKING RECORDS MORE

ABOUT ME

Find me on



Kingswood College Kandy,
As of today, the 'hull throne'd' college of Kingswood boasts a family of about 3000 students, 200 teachers, as well as a large group of supportive Past-Pupils and the college proudly hosts a number of Clubs and Societies that are engaged in a wide scope of fields ranging from ICT to Counselling and Psychology.

Hi,



It's me Obhasha. From Kandy and currently following my undergraduate program of software engineering at IIT affiliated with University of Westminster. I'm 20 years old and went to [Kingswood College Kandy](#). Know more about me on [aboutme.com](#)

Recent Photos



obhasha | 2015 | obhasha@live.com

Figure 4 about hover 2

4.3 REGISTRATION page

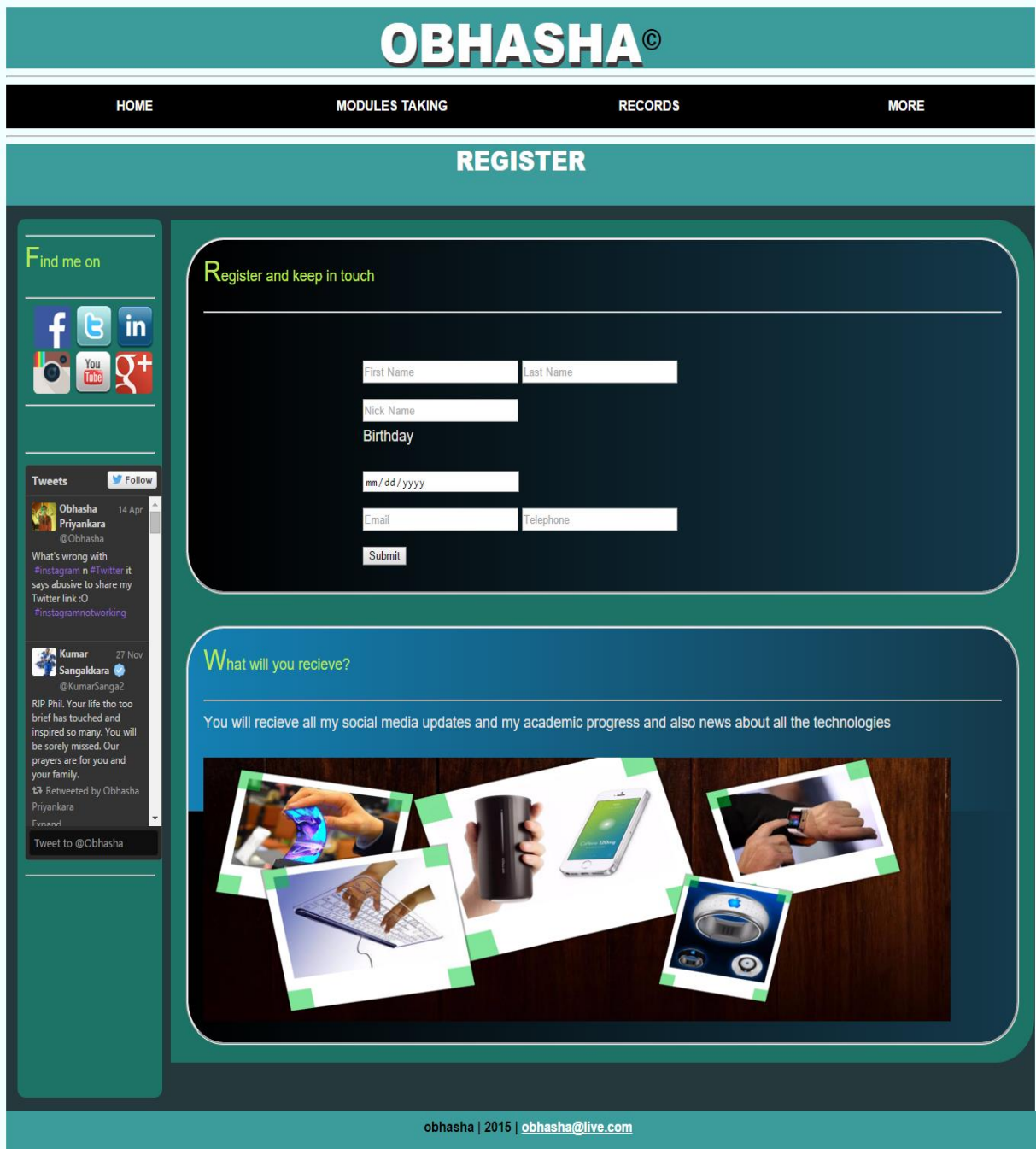


Figure 5 Registration page

4.4 Navigation bar



Figure 6 navigation bar 1

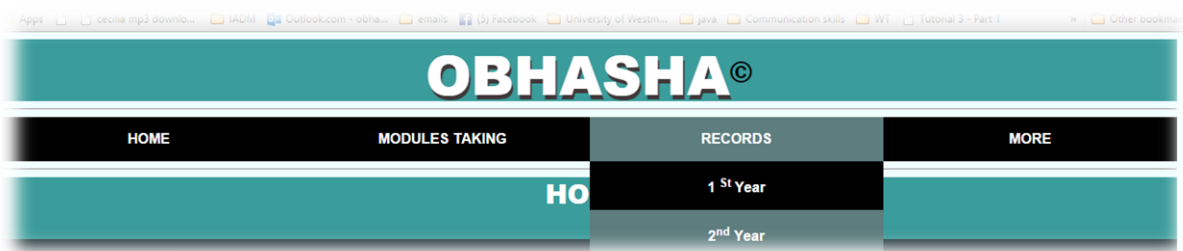


Figure 7 Navigation bar 2




Figure 8 navigation bar 3

4.5 Other pages in the site

1. Modules Taking
 - a. Professional practice
 - b. Object oriented programming
 - c. Imagine cup
2. Records
 - a. 1st year
 - b. 2nd year
3. More
 - a. About me
 - b. Register



Figure 9 Other pages in the site Collage

5. VALIDATION

5.1 CSS 3 validation



5.2 HTML 5 Validation

HTML File	Validation proof
Home.html	<p>1. Info The Content-Type was <code>text/html</code>. Using the HTML parser.</p> <p>2. Info Using the schema for HTML with SVG 1.1, MathML 3.0, RDFa 1.1, and ITS 2.0 support.</p> <p>Document checking completed. No errors or warnings to show.</p> <p>Total execution time 7 milliseconds.</p>
About.html [Marquee tag was used and it works fine]	<p>1. Info The Content-Type was <code>text/html</code>. Using the HTML parser.</p> <p>2. Info Using the schema for HTML with SVG 1.1, MathML 3.0, RDFa 1.1, and ITS 2.0 support.</p> <p>3. Error Element <code>marquee</code> not allowed as child of element <code>div</code> in this context. (Suppressing further errors from this subtree.) From line 71, column 5, to line 71, column 49 <code><marquee behavior="scroll" direction="right"></marquee></code> Content model for element <code>div</code>: <code>Flow content.</code></p> <p>There were errors.</p>
Register.html	<p>1. Info The Content-Type was <code>text/html</code>. Using the HTML parser.</p> <p>2. Info Using the schema for HTML with SVG 1.1, MathML 3.0, RDFa 1.1, and ITS 2.0 support.</p> <p>3. Warning The <code>date</code> input type is not supported in all browsers. Please be sure to test, and consider using a polyfill. From line 70, column 5, to line 70, column 45 <code><input type="date" name="bday" required></code></p> <p>The document validates according to the specified schema(s) and to additional constraints checked by the validator.</p> <p>Total execution time 9 milliseconds.</p>
pp.html oop.html ic.html 1 st .html 2 nd .html [Since all have the file have same structure]	<p>1. Info The Content-Type was <code>text/html</code>. Using the HTML parser.</p> <p>2. Info Using the schema for HTML with SVG 1.1, MathML 3.0, RDFa 1.1, and ITS 2.0 support.</p> <p>The document validates according to the specified schema(s) and to additional constraints checked by the validator.</p> <p>Total execution time 10 milliseconds.</p>

6. References

- Steve F. (2011). *HTML validator*. Available: <https://validator.w3.org> . Last accessed 15th nov 2015.
- Nicholas C. Zakas and Nicole Sullivan. (2011). *CSS LINT*. Available: <http://csslint.net> . Last accessed 15th nov 2015.
- Anonymous .(Anonymous) *.HTML and CSS*. Available: <http://www.w3schools.com/> . Last accessed 15th Nov 2015.

7. CONCLUSION [with part C]

7.1 About HTML structure and CCS

A HTML Structure is organized with two principle elements; HEAD, BODY inside, which defines the fundamental qualities of a site has and the tags that are used to construct a site and This is not a case Sensitive Language. There is a header and a body. Regularly you can duplicate this record and utilize it as a format to fabricate your new document while being certain to make a few alterations. You can alter HTML utilizing a standard editorial manager, however it is less demanding to utilize a HTML supervisor like Arachnophobia since it shows the labels with distinctive hues than the content is shown in. Likewise take note of the LINK component above which determines a template to be utilized. This is a record with a name "style.css". This is a content document that may be made with a word processor however must be spared in plain content arrangement. See the segment called "Setting Document Style" for more data about template.HTML has diverse components and divisions that will accomplish assigned undertakings and With CSS 3 The styling of this specific HTML tags, IDs and classes. Likewise with the pseudo classes the classes can be all the more particularly designed. So HTML and CCS are the core of a site.

7.2 CONCLUSION

All through this coursework I had grown the limit in my capacities in client side web development, Specially in HTML 5 and CSS 3 programming and how to utilize them viably with diverse systems and tips of how to set up the design of a site and how to improve it in an expert way.